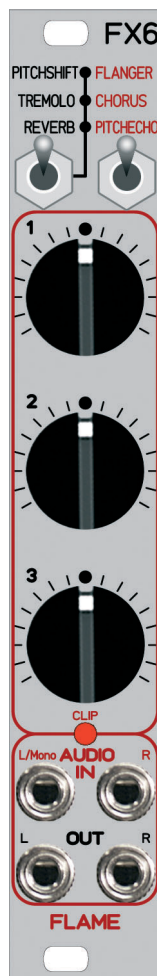


FLAME

FX-6 MULTI EFFECT MODULE



MANUAL

Version 1.00

Contents

1. Short description	3
2. Hardware / Connection	3
2.1 Module overview	3
2.2 Connection	4
3. Effect programmes / parameters.....	4
4. Appendix and technical informations.....	5
4.1 Technical details	5
4.2 Warrenty	5
4.3 Terms of production	5
4.4 Disposal	5
4.5 Support	5
4.6 Acknowledgment	5

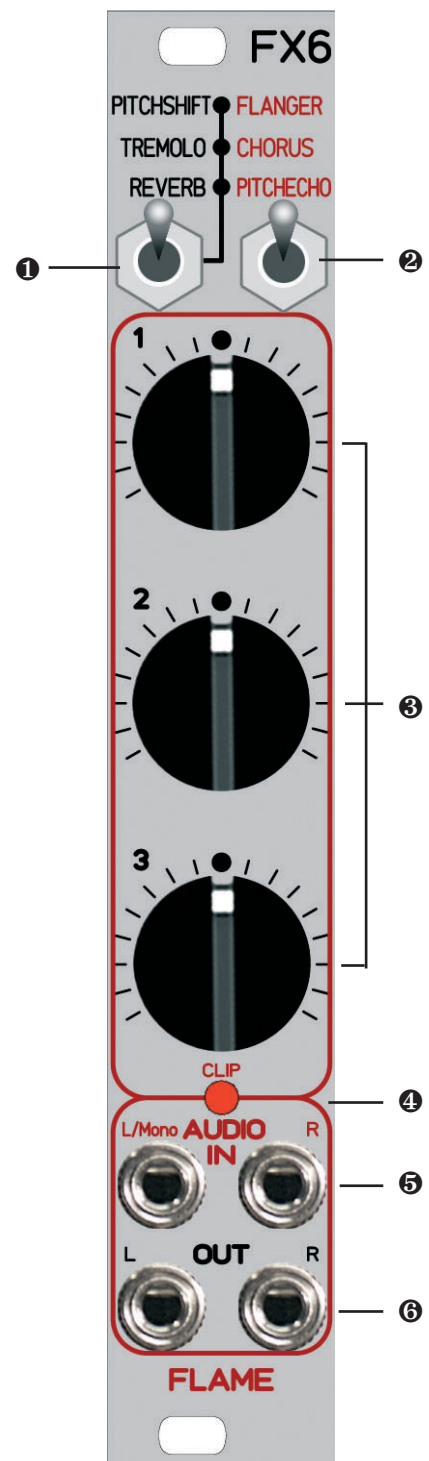
1. Short description

The Flame "FX-6" module is an small low cost DSP based multi effect module (Spin FV-1), designed for small mobile euro racks. 6 different multi effect programmes are available. With 3 rulers can change the effect parameters. Stereo input and output levels are adjust for modular rack levels. The inputs are protected against level peaks and the outputs are buffered by an op-amp. One red LED indicate clippings.

2. Hardware / Connection

2.1. Module overview

- ❶ Switch S1 select effect
- ❷ Switch S2 select effect group red / black
- ❸ Rulers 1,2,3 Effect parameters
- ❹ Clip LED
- ❺ Audio input jacks left / mono, right
- ❻ Audio output jacks left, right

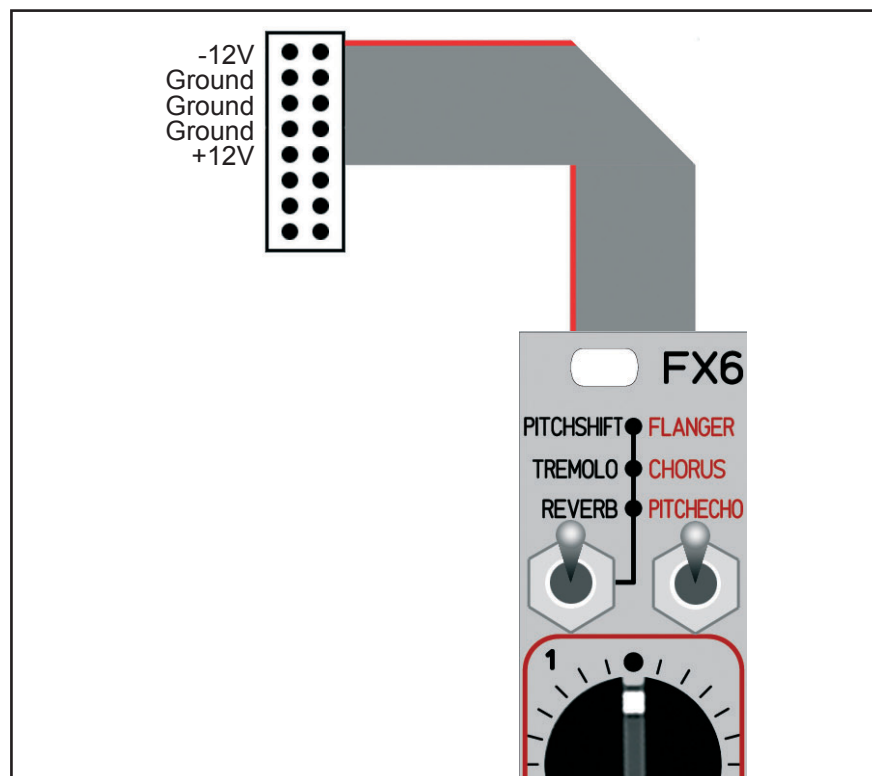


2.2. Connection to the modular system (Doepfer Bus)

The module is delivered with a connected ribbon cable for the Doepfer bus. The red lead marks -12 volt. Connecting the module please note the right polarity!

If the module is poled accidentally wrong safety diodes avoid the immediate destruction of the module but further damages cannot be excepted.

So please pay attention: Check the connection various times before switching on!



3. Effect programmes / parameters

Switch positions S1	S2	Effect name	Ruler 1	Ruler 2	Ruler 3
top	top	FLANGER	Reverb mix	Flange rate	Flange mix
middle	top	CHORUS	Reverb mix	Chorus rate	Chorus mix
bottom	top	PITCH ECHO	Pitch shift (only output left)	Echo delay (only output right)	Echo mix (only output right)
top	bottom	PITCH SHIFT	Pitch shift +/- 4 semitones	no function	no function
middle	bottom	TREMOLO	Reverb mix	Tremolo rate	Tremolo mix
bottom	bottom	REVERB	Reverb time	HF filter	LF filter

4. Appendix and technical informations

4.1. Technical details

Connections:

Ribbon cable adapter for Doepfer bus +/-12Volt

Inputs: stereo audio left / mono, right, 1/8th inch mono jacks

Outputs: stereo audio left, right, 1/8th inch mono jacks

Control elements:

2 switches for select effects

3 ruler for effect parameters

1 LED for clipping

Current consumption: + 55mA / - 1mA

Size: Euro rack format 3U / 4HP 20x128,5mm

4.2 Warrenty

Beginning from the date of purchase a 2-year warranty is guaranteed for this device in case of any manufacturing errors or other functional deficiencies during runtime. The warranty does not apply in case of:

- damage caused by misuse
- mechanical damage arising from careless treatment (dropping, vigorous shaking, mishandling, etc)
- damage caused by liquids penetrating the device
- heat damage caused by overexposure to sunlight or heating
- electric damage caused by improper connecting
(wrong power supply/ jacks/ MIDI connections/ voltage problems).

If you have any complaints please contact your dealer or send an e-mail to:
service@flame.fortschritt-musik.de

4.3 Terms of production

conformity: CE, RoHS, UL

4.4 Disposal

The device is produced with RoHS-conformity (subject to the regulations of the European Union) and is free of hazardous substances (like mercury, plumb, cadmium and hexavalent chrome). But electronical scrap is hazardous waste. Please don't add this to consumer waste. For an environment friendly disposal of waste please contact your distributor or specialist dealer.

4.5 Support

Updated and additional informations, updates, downloads and more see:
<http://flame.fortschritt-musik.de>

4.6 Acknowledgment

For help and assistance big thanks to: Schneiders Büro Berlin, Shawn Cleary (Analogue haven, Los Angeles), Thomas Wagner, Robert Junge, Anne-Kathrin Metzler und Lena Bünger.